

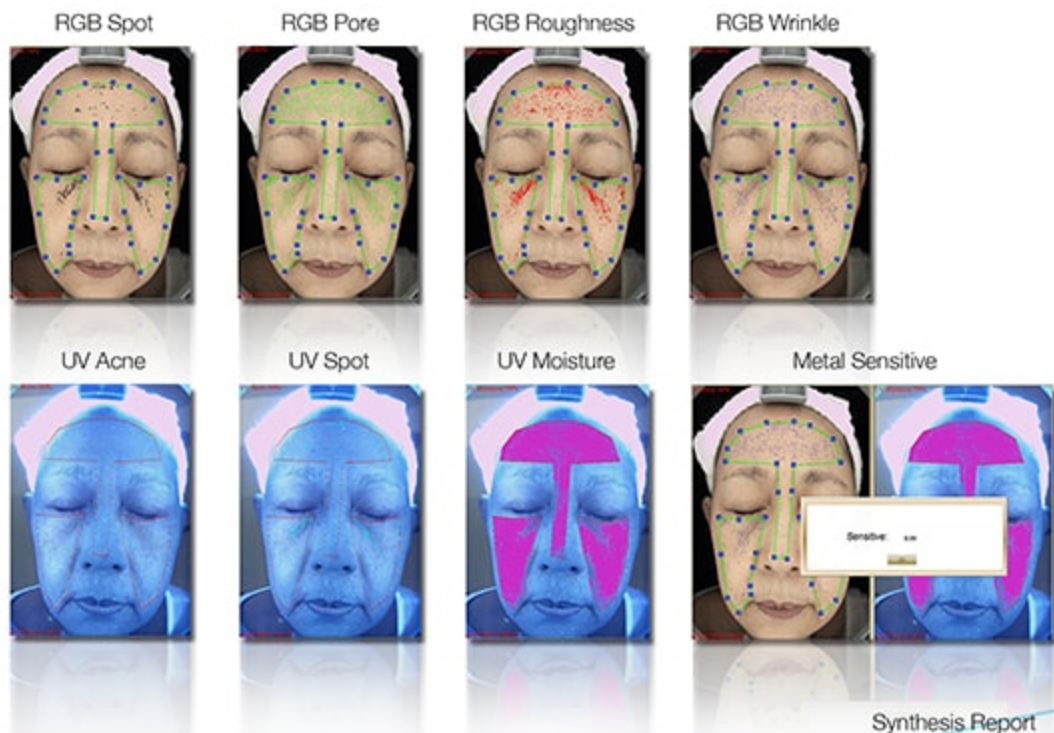
# DermaVisio™

- Easy Operation
- High Accuracy
- Comprehensive Analysis
- Wide Features
- More Advanced



DermaVisio™ is currently the world's most advanced skin detection and analysis system. It uses RGB and UV spectral imaging technology that can accurately provide the number of quantitative and qualitative analysis of the pigment, the pigment density, the number of pores, the number of wrinkles, as well as an accurate diagnosis and analysis of varying degrees of damage caused by cosmetics, ultraviolet light and sunlight. It is one of the key instruments used in dermatology, aesthetic clinics and beauty salons.

With the help of DermaVisio™, skin care and facial treatment are now evidence-based, using precise skin analysis and improved digital picture. It is non-invasive; the patient just need to relax in a chair, with eyes fixed on the camera, and let DermaVisio™ do the analysis automatically. The procedure is easy, with an accuracy of 98%. It is the best complexion analysis.



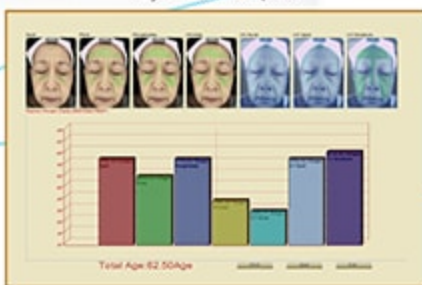
## Features at a glance:

- Main Screen
- Multi-language Select
- Add Sub User Account
- Quantitative Analysis
- Qualitative Analysis
- Synthesis Report with Skin Age
- Zoom In Viewing
- Product Recommendation
- Comparative Analysis
- Personalized Printed Reports

## Technical Parameters

Rated Voltage	: 110v-220v / 50Hz
Power	: 40W
Net Weight	: 5.8 kg
Gross Weight	: 7.5 kg
Size	: L42 x H49 x W35 cm
Package Dimensions	: 46.5 x 46.5 x 54 cm
Workstation	: Works on Windows XP or 7

## Synthesis Report



## Quantitative Analysis

Analysis Report		Report Generated
UV Spot 80%	UV Pore 40%	Report Date
UV Pore 40%	UV Roughness 80%	Report Time
UV Roughness 80%	UV Wrinkle 20%	Report User
UV Spot 80%	UV Moisture 40%	Report Date
UV Pore 40%	UV Sensitive 40%	Report Time
UV Roughness 80%	UV Sensitive 40%	Report User
UV Wrinkle 20%		

Treatment Scheme			
Name	Area	Frequency	Notes
UV Spot	Forehead	1-2 times/week	
UV Pore	Forehead	1-2 times/week	
UV Roughness	Forehead	1-2 times/week	
UV Wrinkle	Forehead	1-2 times/week	



# DermaVisio™

操作简单

测量精度高

全面的分析

广范的功能

更先进



## DermaVisio™ 皮肤分析仪

DermaVisio™ 是目前世界上皮肤检测最先进分析系统。它运用RGB和UV光谱成像技术，可以精确定量和定性分析出色斑个数、色斑密度、毛孔个数、皱纹个数等，以及不良化妆品、紫外线或日照等对皮肤造成不同程度的损害做出准确诊断和分析。是美容医院、医院皮肤科和美容院必不可少关键仪器之一。



DermaVisio™ 的出现，让皮肤的护理从此有据可依，有精准的皮肤分析，改善后的数字图片对比见证。它不需要任何仪器侵入皮肤，只需安静的坐在椅上，眼睛注视镜头，轻松得像做一次视力检查，然后螢幕上便依次出现皮肤的各种问题与数据的真实状况。这样的检测便捷而无伤害，准确率达98%，是当今最佳的检测仪器。

RGB色斑



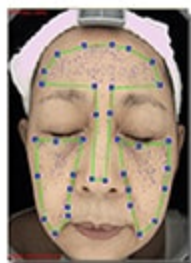
RGB毛孔



RGB粗糙度



RGB皱纹



UV粉刺



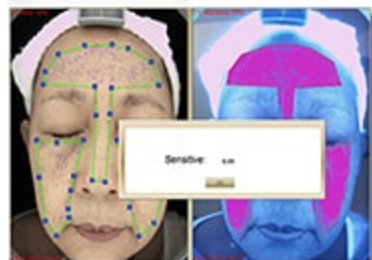
UV色素



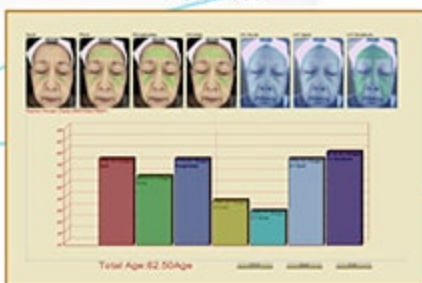
UV水份



金属敏感度



综合报告



定量分析



## 功能一览:

- 主屏幕
- 多语言选择
- 子帐号添加
- 定量分析
- 定性分析
- 综合报告与肌肤年龄
- 细节放大
- 产品推荐
- 对比分析
- 个人化打印报告

## 参数

- 额定电压 : 110v-220v / 50Hz
- 功率 : 40W
- 净重 : 5.8 kg
- 毛重 : 7.5 kg
- 仪器尺寸 : L42 x H49 x W35 cm
- 包装尺寸 : 46.5 x 46.5 x 54 cm
- 操作系统 : 适用于 Windows XP or 7